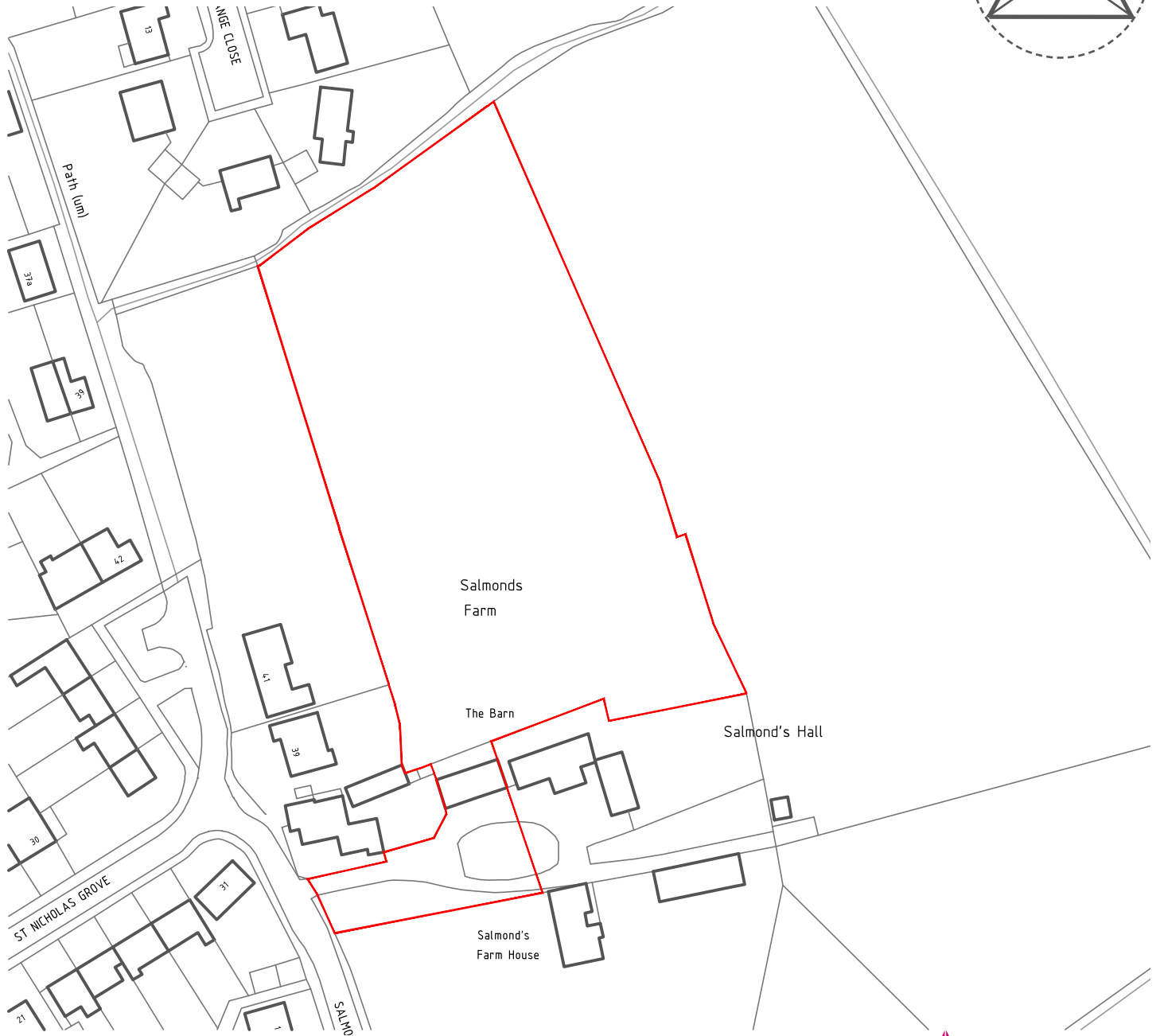
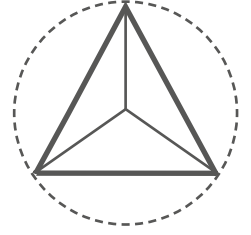



SALMONDS GRV, INGRAVE

RESIDENTIAL SCHEME: 24NO. RESIDENTIAL DWELLINGS.

SCALE BAR 1:1250




PROJECT
RESIDENTIAL DEVELOPMENT

DRAWING
AS EXISTING
SITE LOCATION PLAN

CLIENT
ONE PROPERTY GROUP

ADDRESS
SALMONDS GROVE
INGRAVE, BRENTWOOD
ESSEX
CM13 3RS



ARCHITECTURE LTD
PROJECT NO. DWG NO. REVISION.

352.000.00

ISSUE STATUS
SCHEME

DATE:
14.11.2014

SCALE:
1:1250 @ A4

DRAWN:
RW

CHECK:
N/A

e studio@daparchitecture.co.uk

t (0844) 854 9007

www.daparchitecture.co.uk

LONDON

BIRMINGHAM

ESSEX